



NETZSCH Large Capacity Pumps

Face even the biggest challenges with the latest technology:
High Performance Pumps for Oil & Gas- and Mining Industry

NETZSCH L.Cap[®] pumps

CONVEY LARGE QUANTITIES AT HIGH PRESSURE

Typically in Oil & Gas and Mining applications the demand for larger pumps delivering higher flow rates and higher pressure is increasing faster than in other industries. Therefore NETZSCH has developed its range of L.Cap[®] high performance pumps for flowrates up to 1000m³/h and pressures up to 20 bar. Over the last 10 years NETZSCH has not only sold more than 280 pumps for multiphase applications but among them also the largest progressing cavity pumps currently used anywhere in the world.

Typical Applications

- Pumping of oil, gas and water mixtures containing solids (multiphase pumps)
- Pumping media with very high solid contents or large particles
- Transfer of crude oil, produced water, oil sea water and mud sea water, also over long distances
- Transfer of mineral slurries
- Mine dewatering
- Pumping of drilling sludge, slurries and cuttings
- Transfer of sewage and mud
- Transfer of hydrocarbon condensate
- Tank emptying and cleaning

Major Advantages

- Stable flow
- Almost pulsation-free pumping
- Near to no shear
- Efficient transport of highly viscous products
- High content of sand and/or gas
- Handling of multiphase liquids
- Low NPSH requirements
- Low operating and maintenance cost
- Fewer wearing parts
- High efficiency and reliability



Transfer pump for crude oil in Russia



Multiphase pump in Kazakhstan




Oil loading pump in Brazil

The highest standards for equipment and safety are a basic requirement to ensure that processes remain safe and reliable. Considering the complexity of pump media the sophisticated and reliable NETZSCH design meets the particular pump job requirements and contributes to efficient process control. NETZSCH pumps meet the requirements of API 676 3rd edition and also NACE MR-0-175.

L.Cap® Twin Version


The twin version is designed for higher flow rates of up to 1000 m³/h and pressures of 8 up to 20 bar, depending on the selected geometry. The system consists of two pumps in parallel mounted on one base plate. The suction and discharge connections of the pumps are fitted with manifolds so that there is only one process connection for the inlet and one for the outlet. Both pumps are typically run simultaneously but can be operated also separately during service works.



L.Cap® 20/1000
20 bar/1000 m³/h

L.Cap® Single Version

This single high performance pump has been designed for larger flow and pressure applications, typically for produced emulsions for oil applications and mine dewatering or the transfer of mineral slurries replacing installations of multiple centrifugal or piston pumps installed in series.




L.Cap® 24/400
24 bar/400 m³/h

L.Cap® Vertical Version

This compact and highly efficient pump has been designed for in tank applications, e.g. to transfer a large variety of viscous media, also containing solids from tanks or other containers. Special design attention has been paid to protect the pump from dry running.

Which technology we recommend to you depends on the unique features of your application and the particular working conditions. However, what you can be absolutely sure of is that we will always offer you the best solution!

L.Cap® 24/300
24 bar/300 m³/h



NETZSCH Pumpen & Systeme GmbH
Geretsrieder Straße 1
84478 Waldkraiburg
Germany
Tel.: +49 8638 63-0
Fax: +49 8638 67 981
info.nps@netzsch.com
www.netzsch.com